

Conference call pack Q1 2004 Revenues



April 27, 2004






Renault Group Sales Q1 2004 6.8% up vs. Q1 2003

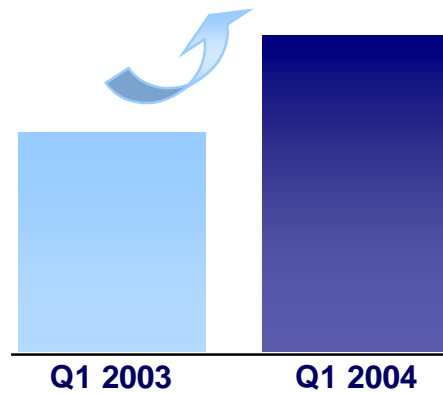
Q1 2004 = 621,968 units PC & LCVs

583,987 units
+ 8.5% vs 2003




Renault

17,598 units
+ 44.5% vs 2003



Dacia

20,383 units
- 36.5% vs 2003

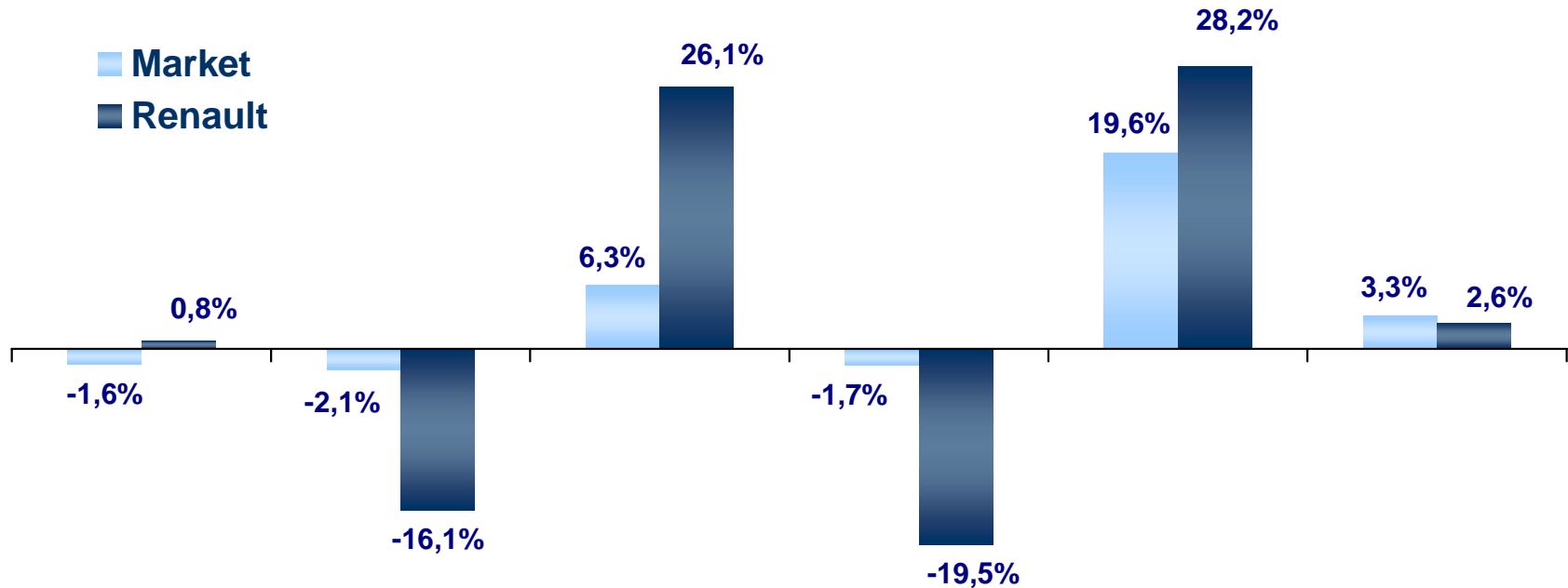


Samsung



Renault brand PC+LCV Western European sales

Q1 2004 vs. Q1 2003



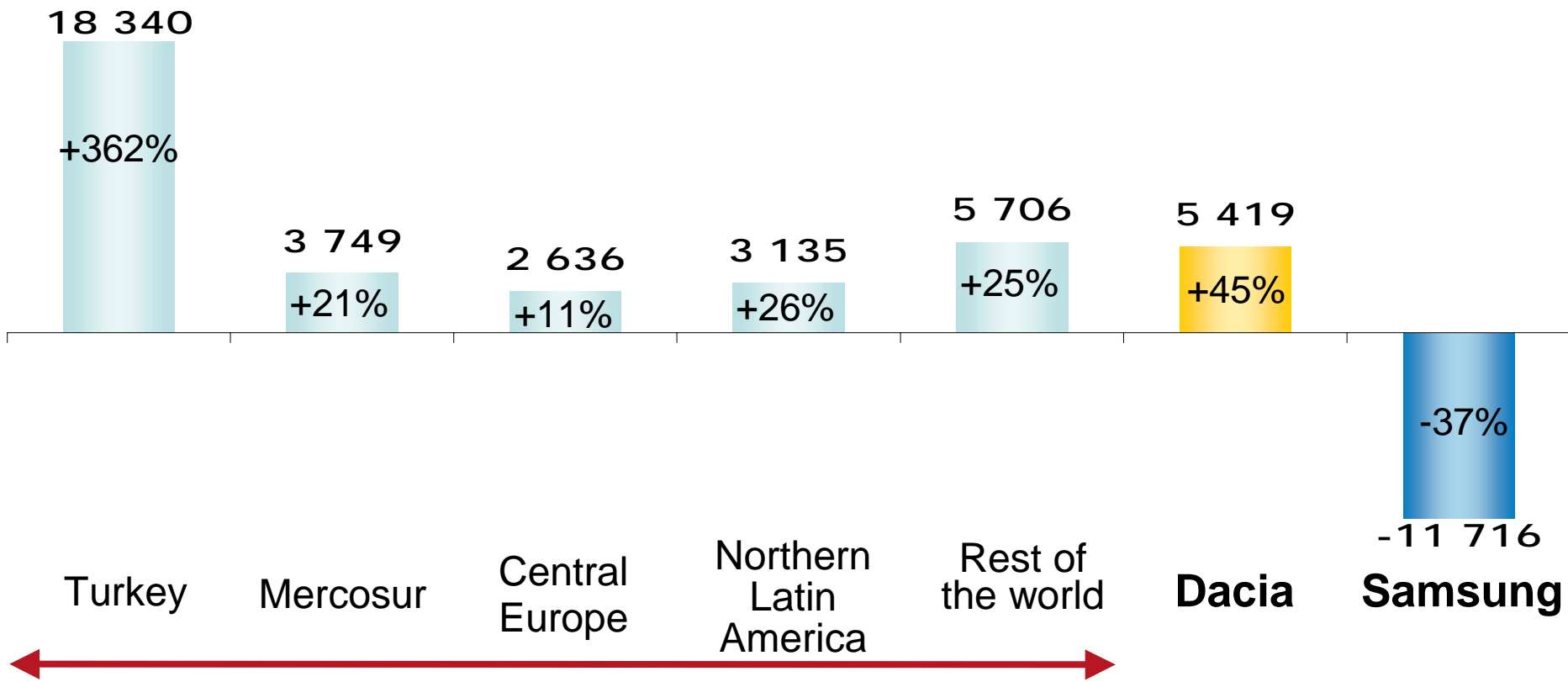
Mkt Share	France	Germany	UK	Italy	Spain	W Europe
Q1 2004	28.3%	5.4%	6.7%	6.7%	12.8%	10.5%
² Q1 2003	27.6%	6.2%	5.7%	8.2%	11.9%	10.6%



Group sales outside Western Europe

Q1 2004 vs. Q1 2003 in units (PC+LCV)

+21.4% to 154,220 units



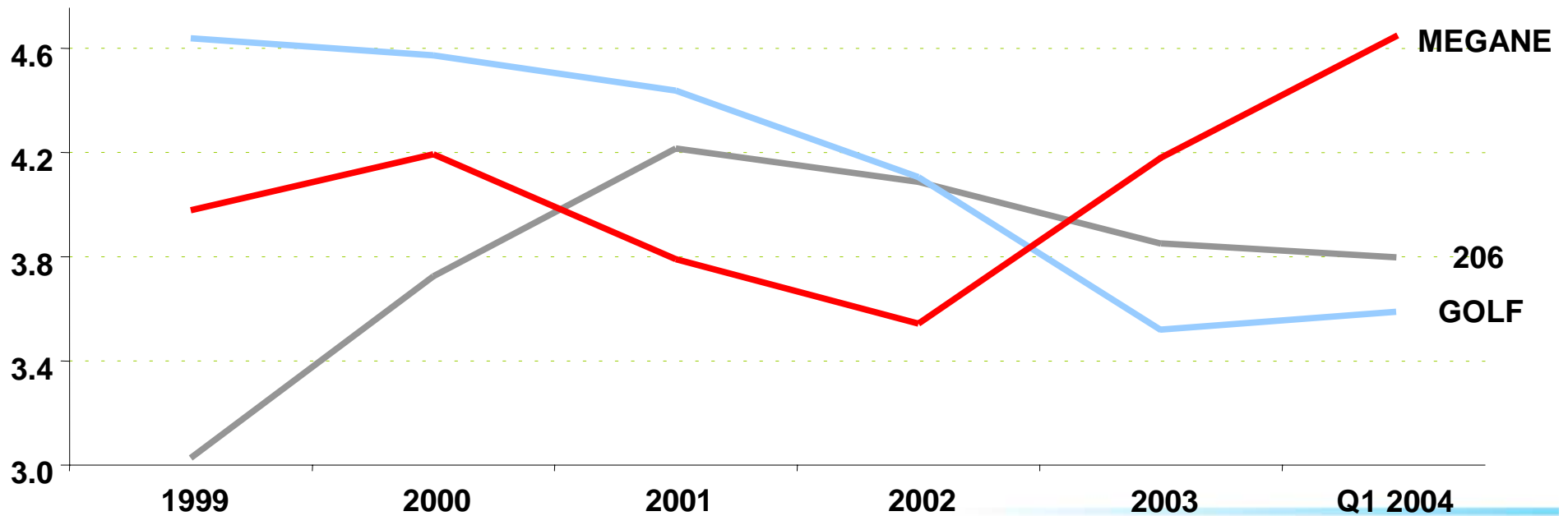
Renault : +33,566 units (+40.6 %)

Mégane Family - Top selling car in Europe



PC market share in %

— MEGANE — 206 — GOLF





Renault Group Revenues Q1 2004

in millions of euros

	Q1 2003 Published	Q1 2003 Proforma*	Q1 2004	Change
	a	b	c	c/b
Automobile Division	8 545	8 493	9 460	11,4%
Sales Financing Division	470	470	495	5,3%
Total Group	9 015	8 963	9 955	11,1%

* 2003 data restated for 2004 structure and methods



Change in consolidation

in millions of euros	31/03/2003 Published	New consolidation a	Change in perimeter b	Change in cons. c	31/03/2003 Proforma*
Automobile Division	8 545	33	-122	37	8 493
Sales Financing Division	470				470
Total Group	9 015	33	-122	37	8 963

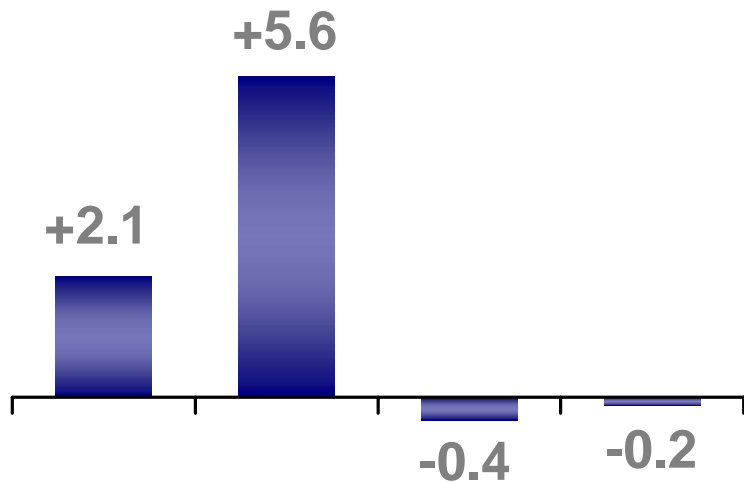
- a) Consolidation of Avtoframos (Russia) and Renault Algeria
- b) Exiting: Renault Agriculture
- c) Change in consolidation of SOFASA



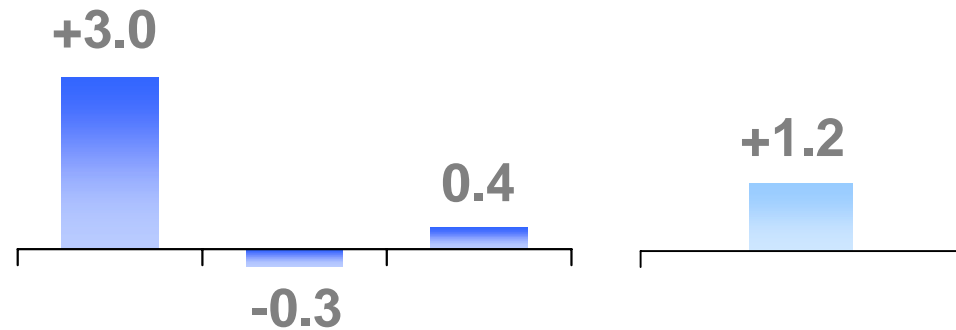
Automobile division – Revenues evolution Q1 2004

Contribution to the change in revenues

Change : + 11.4%



Volume Mix/price Exchange rate Other Network Activity



Volume Exchange rate Others

