

Conference call pack Q1 2005 Revenues



RENAULT

Alain Dassas, SVP Finance

April 22nd, 2005



Renault Group worldwide sales Q1 2005




+ 2.4% vs. Q1 2004 to 637,093 units

Passenger cars and light commercial vehicles

575,400 units

-1.5 %



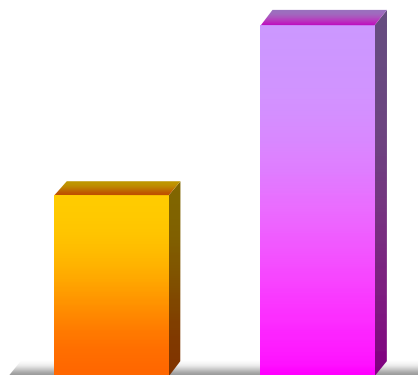
Q1 2004

Q1 2005

Renault

34,315 units

+95.4 %




Q1 2004

Q1 2005

Dacia

27,378 units

+34.3 %



Q1 2004

Q1 2005

Samsung

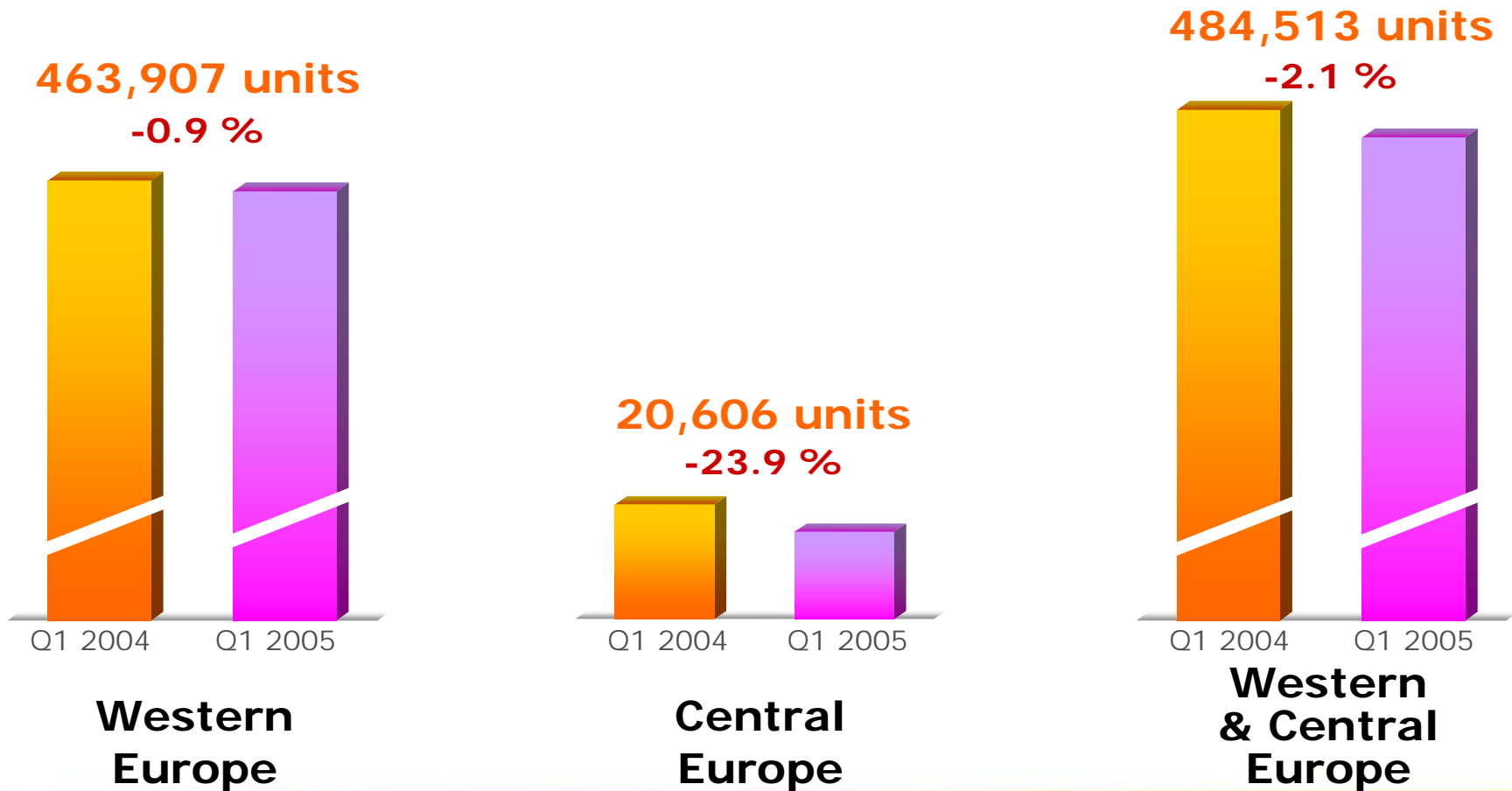


Renault Brand sales in Western and Central Europe



- 10 582 units vs. Q1 2004

Passenger cars and light commercial vehicles



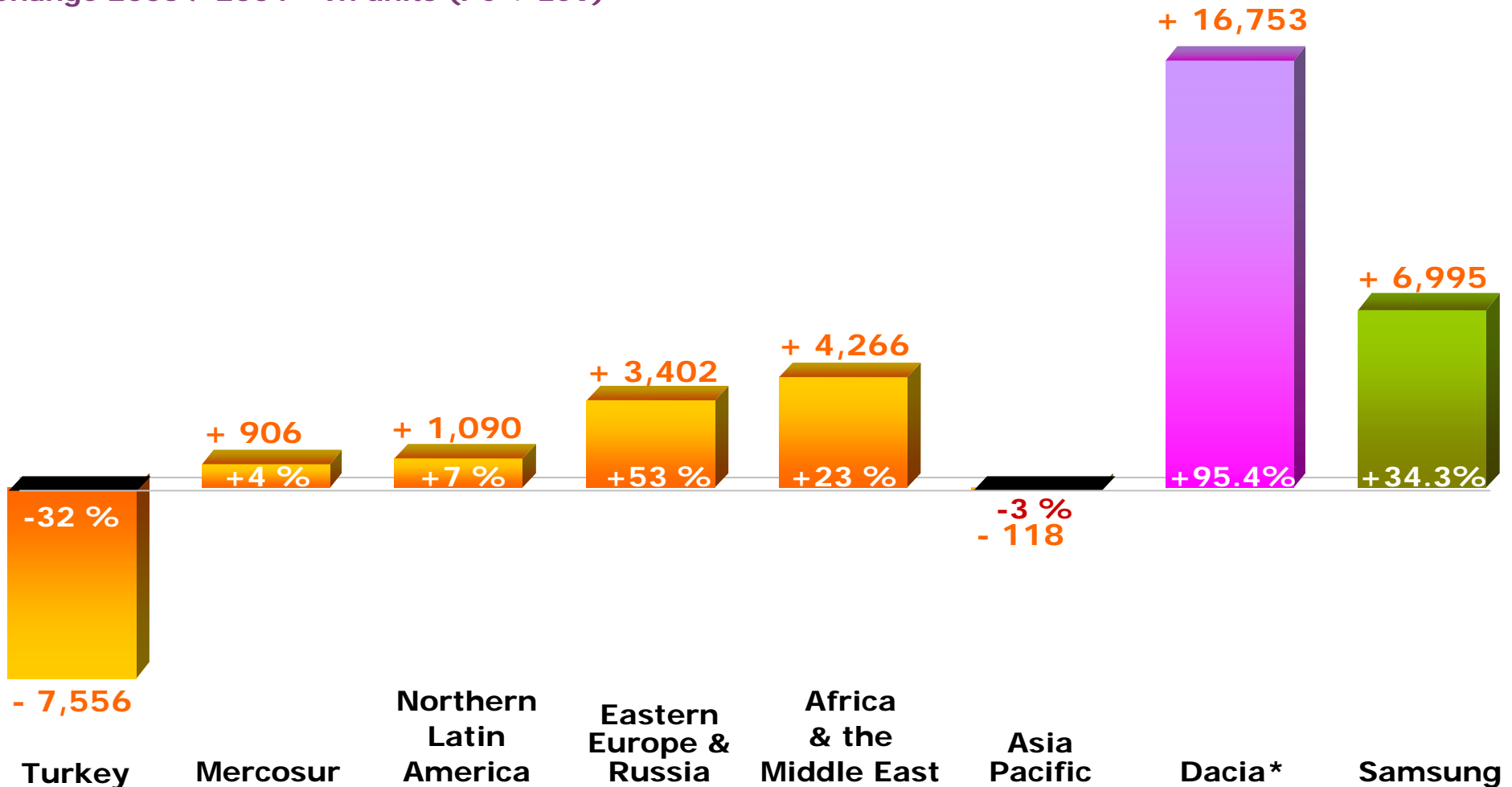


Group Sales outside Western & Central Europe = 152,580 units



+ 25 738 units or +20.3% vs. Q1 2004

Change 2005 / 2004 – In units (PC + LCV)



* Including +3,473 Dacia in Western & Central Europe



Q1 2004, change in consolidation and the transition to IFRS



In € millions	31/03/2004 Published	New consolidation a	Change in perimeter b	IFRS impact c	31/03/2004 Proforma*
Automobile Division	9 460	14	60	-72	9 462
Sales Financing Division	495	1	1	-36	461
Total Group	9 955	15	61	-108	9 923

- a) **Consolidation of German dealer branches, & RCI Hungary**
- b) **Reclassification of company cars from investment to inventories (as from 30/06/04)**
- c) **IAS 17** - sales with buyback commitments (more than 3 years) are accounted for as leases (-72m€ for Auto division, -7m€ for Finance division) and **IAS 39** – commissions to dealers deducted from revenues (-29m€ Finance division)



Renault Group Revenues



In € millions	Q1 2004 Published a	Q1 2004 Proforma* b	Q1 2005 c	Change c/b
Automobile Division	9 460	9 462	9 381	-0,9%
Sales Financing Division	495	461	459	-0,4%
Total Group	9 955	9 923	9 840	-0,8%

* 2004 data restated for 2005 structure and methods

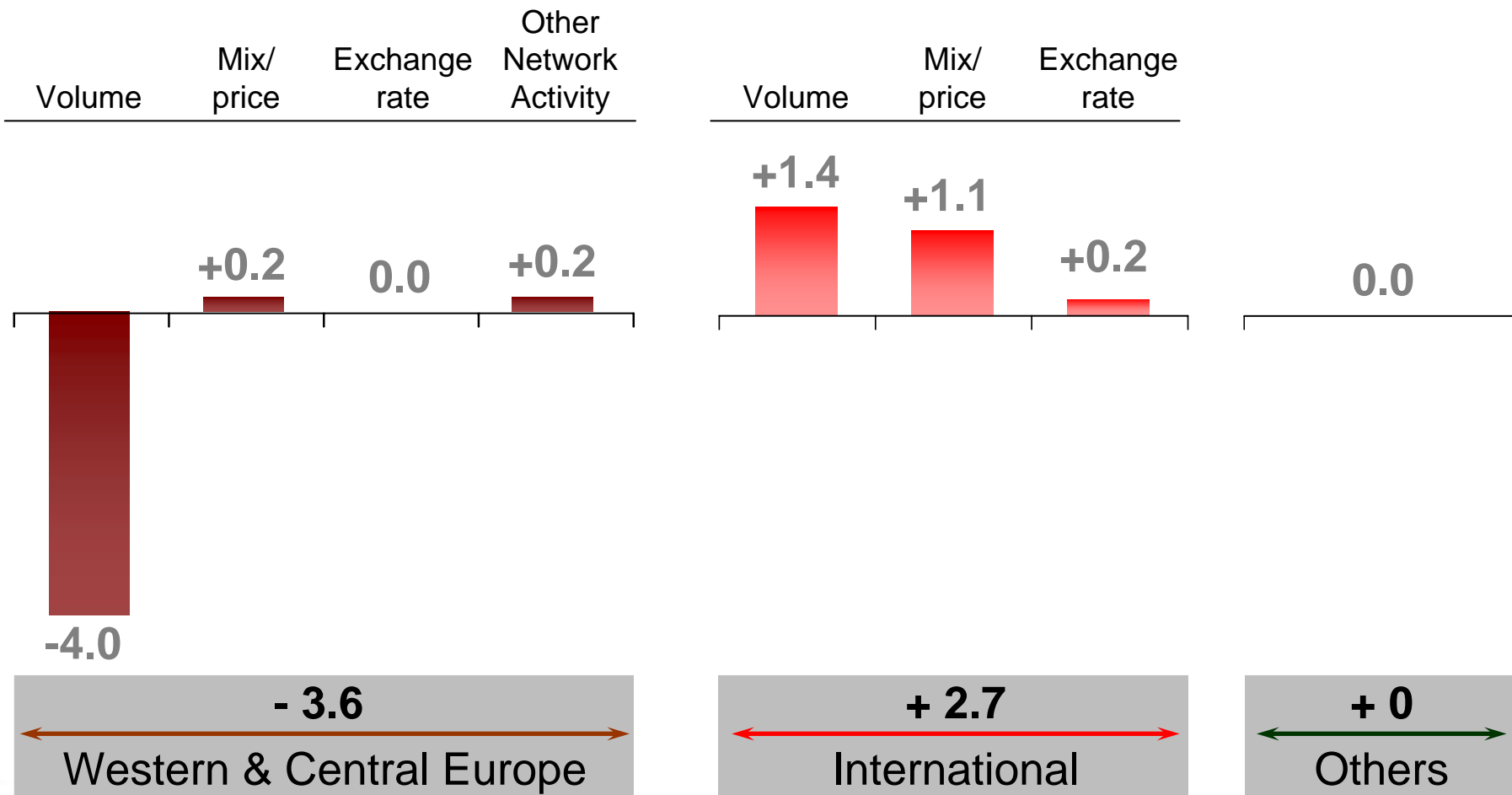


Automobile division revenues – Evolution Q1 2005



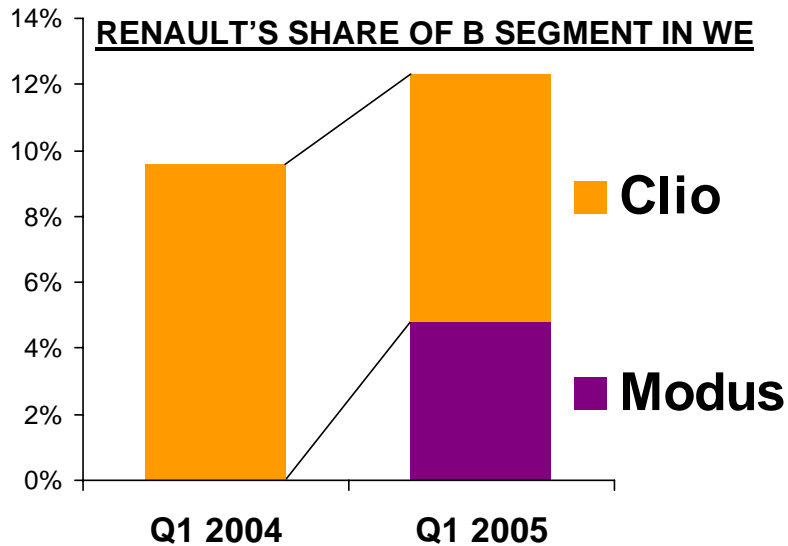
Contribution to the change in revenues

- 0.9% vs. Q1 2004





B segment in Western Europe



- Renault's market share in B segment +2.8 points
- Total volumes of Clio and Modus up 21.5% in a segment down 5.7%

Staggered launch cycle:

Modus Q3 2004



Next Events:

All New Clio in Q3 2005

All New Twingo end 2006





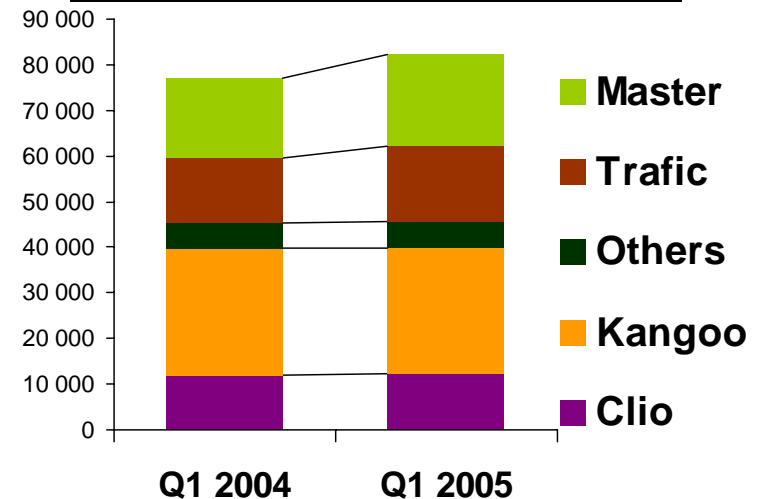
Light Commercial Vehicles



95,409 units in Q1 2005

- LCV sales in Central & Western Europe up 6.7% in a market up 4.5%
- Improved mix as sales of Trafic up 17.7% and Master up 14%
- Sales outside Central & Western Europe up 33% as international mix increases from 11.2% in Q1 2004 to 13.6% in Q1 2005

RENAULT LCV SALES IN W&C EUROPE



Trafic



Master



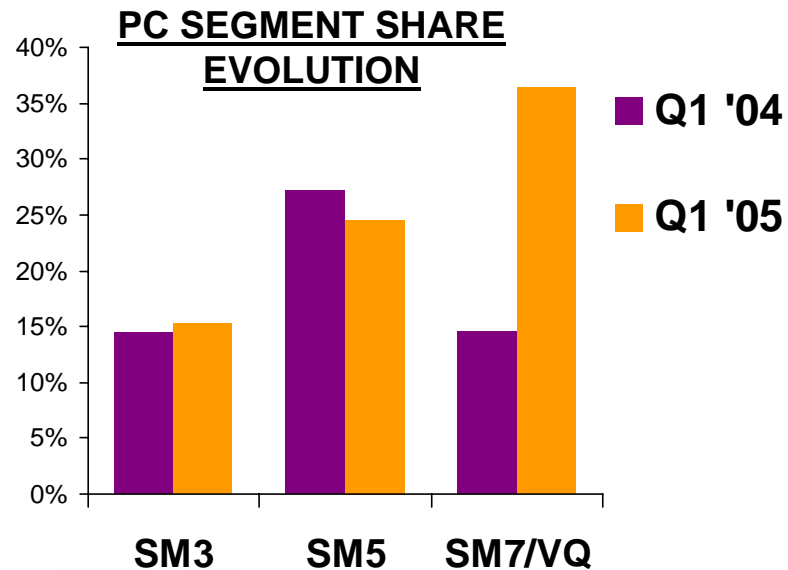
Renault Samsung Motors



- Successful launches of SM7 and new SM5
- RSM sales in South Korea up 32.3% in Q1 '05 in a PC market down 5.3%
- Export sales more than double



SM7 launched Dec '04



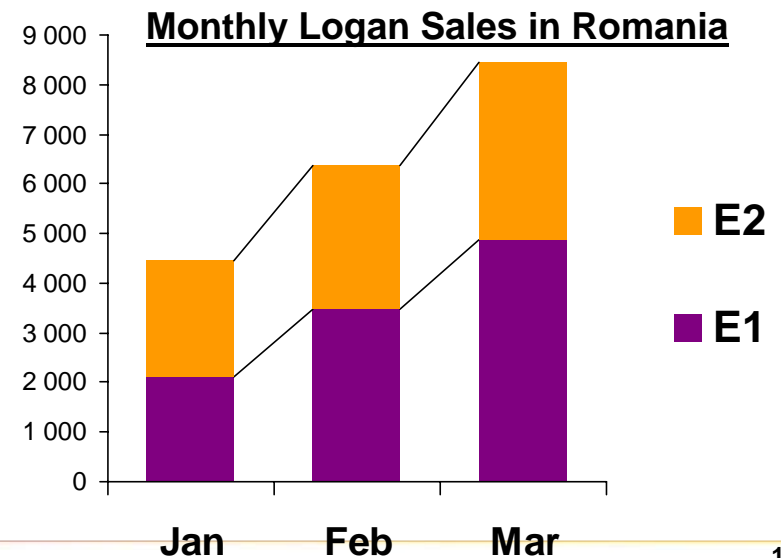
SM5 launched Mar '05



Dacia and Logan



- Strong momentum following a successful launch in Romania
 - Dacia sales in Romania + 93%
 - Export sales +109%
- High mix continues in Q1 2005, average sale price > €7,000
- Logan launched in 15 countries so far
- 30 new countries to be launched by the end of 2005
- Increased production capacity in Romania from Q2 with a third shift and the end of Solenza
- Logan start of production in Russia in May, Morocco in June, Columbia in H2





Thomas ORSINI, IR Director

Tel: +33 1 76 84 53 09

thomas.orsini@renault.com

Duncan MINTO, Investor Relations

Tel: +33 1 76 83 05 13

duncan.minto@renault.com

NB. Figures contained in this pack related to commercial results and total market evolution remain subject to future adjustments.